



9281 LeSaint Drive • Fairfield, Ohio 45014  
Phone (513) 874-2818 • Fax (513) 874-2914



# LF-120 Landfill Machine

Parts Manual

## **ADDENDUM**

## NOTES

## **IMPORTANT**

This manual should be used in conjunction with the standard parts and operator's Manual. The information provided in this document only covers the parts/components not covered in the standard manual.

## **SAFETY!**





As with any piece of equipment (new or used), the most important part of it's operation is **SAFETY!**

The Finn Corporation encourages you and your employees to familiarize yourself with your new equipment and to stress safe operation.

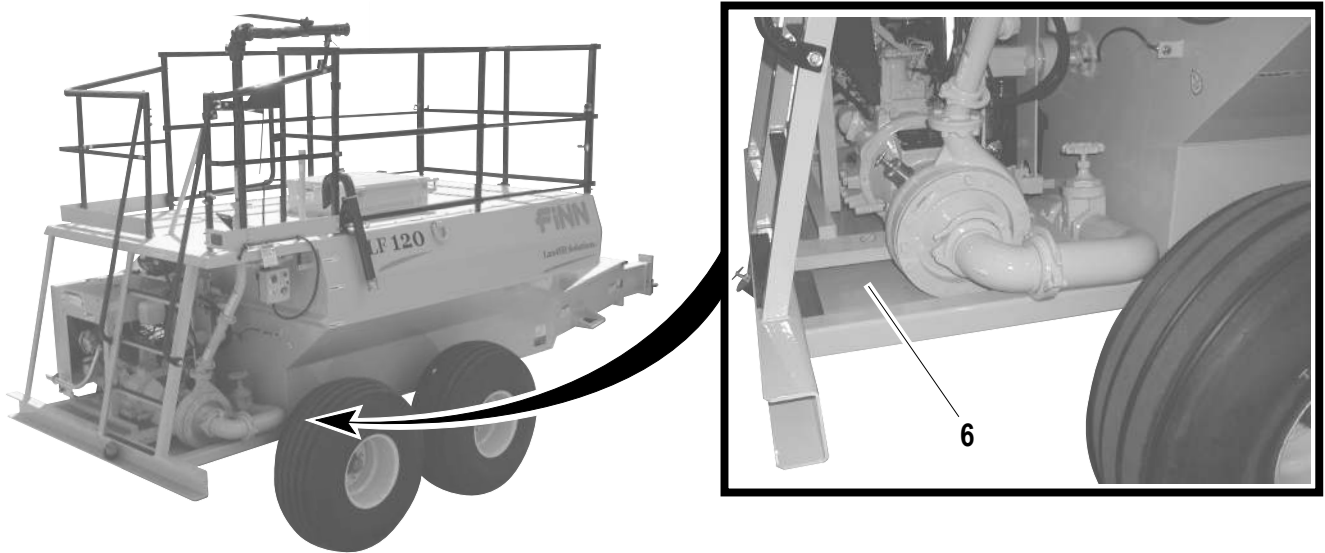
The first section of the standard parts and operator's Manual includes a summary of all the main safety aspects associated with this unit. Read this section thoroughly before attempting to operate the equipment.

## **OPERATION**

The operation and maintenance section presented in the standard parts and operator's manual provides step-by-step instructions for the operation and maintenance of the unit. Follow this section carefully to get the best results and to ensure a long life for your Finn product.



**WHEN ORDERING PARTS, BE SURE TO STATE  
SERIAL NUMBER OF MACHINE**



## LF-120 LANDFILL MACHINE

Ref. No.	Part Number	Description	No. Req'd
1	055348	20" Long Hitch Extension	1
2	SE0149-01	Fuel Tank Guard	1
3	041360	Axle With Idle Ag. Hubs - 22.5° Down	2
4	041361	Ag. Wheel	4
5	041362	Hi Floatation Tire	4
6	041364	Engine Protection Plate	1

**WHEN ORDERING PARTS, BE SURE TO STATE  
SERIAL NUMBER OF MACHINE**